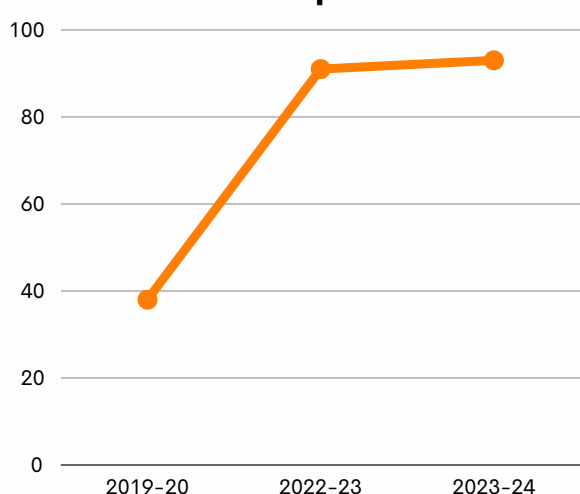




## Annual Report 2023-24

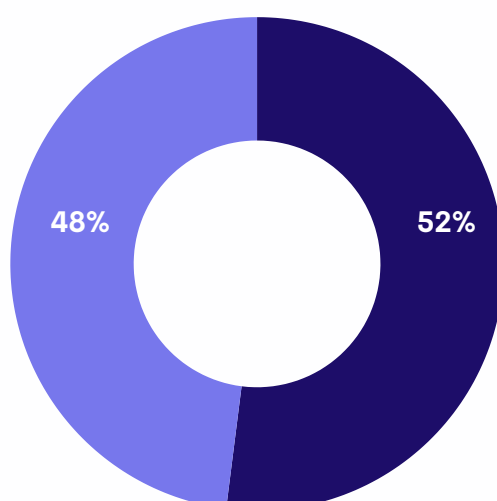
### Club engagement in National Junior Competitions.



Number of Clubs

**38** 2019-20      **91** 2022-23      **93** 2023-24

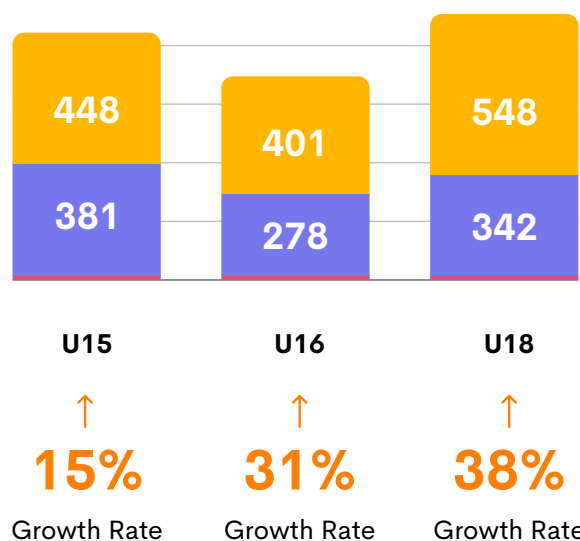
### Junior Player Memberships 2022-23 - 2241 2023-24 - 2889



● Male  
● Female

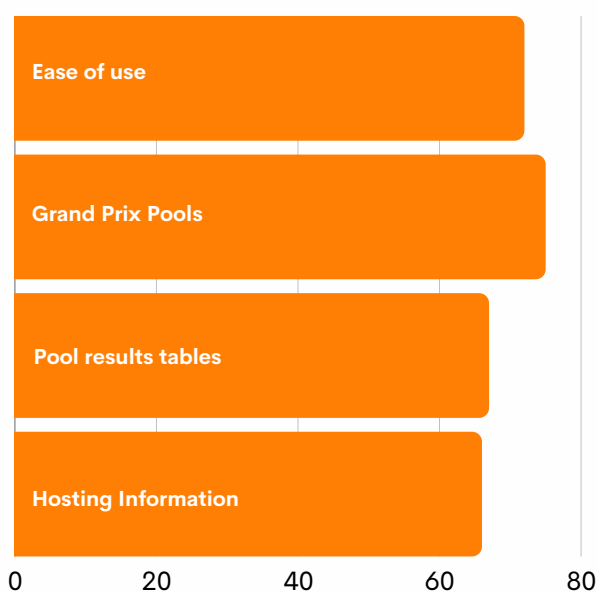
### Total number of team entries

● 2022-23 Total number of entries      ● 2023-24 Total number of entries



### VE website page satisfaction

● Satisfaction (%)



### Junior Competition Feedback Satisfaction Scores

Overall Satisfaction



Pre Competition Organisation



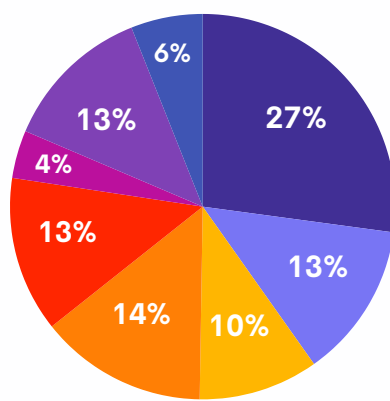
The Venue



The Venue Organiser



### Last 8 Representation



● London      ● Eastern  
● West Midlands      ● North West  
● Yorkshire      ● East Midlands  
● South East      ● South West  
● North East

### Tier 1 Team Entry growth from 2022-23 to 2023-24




U15



U16



U18



OVERALL